



AP[®] Calculus AB
2010 Free-Response Questions
Form B

The College Board

The College Board is a not-for-profit membership association whose mission is to connect students to college success and opportunity. Founded in 1900, the College Board is composed of more than 5,700 schools, colleges, universities and other educational organizations. Each year, the College Board serves seven million students and their parents, 23,000 high schools, and 3,800 colleges through major programs and services in college readiness, college admission, guidance, assessment, financial aid and enrollment. Among its widely recognized programs are the SAT[®], the PSAT/NMSQT[®], the Advanced Placement Program[®] (AP[®]), SpringBoard[®] and ACCUPLACER[®]. The College Board is committed to the principles of excellence and equity, and that commitment is embodied in all of its programs, services, activities and concerns.

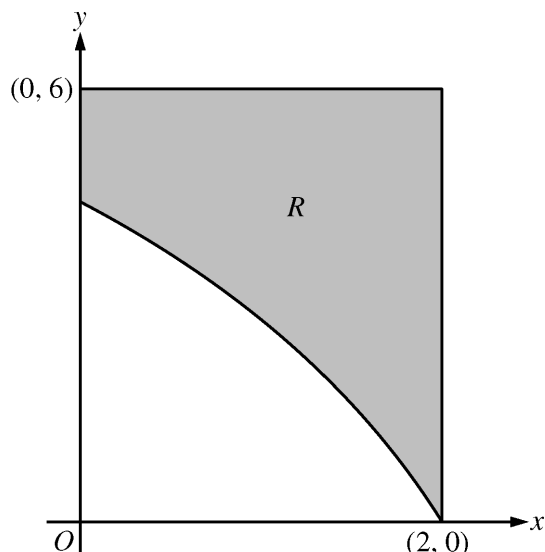
© 2010 The College Board. College Board, ACCUPLACER, Advanced Placement Program, AP, AP Central, SAT, SpringBoard and the acorn logo are registered trademarks of the College Board. Admitted Class Evaluation Service is a trademark owned by the College Board. PSAT/NMSQT is a registered trademark of the College Board and National Merit Scholarship Corporation. All other products and services may be trademarks of their respective owners. Permission to use copyrighted College Board materials may be requested online at: www.collegeboard.com/inquiry/cbpermit.html.

Visit the College Board on the Web: www.collegeboard.com.

AP Central is the official online home for the AP Program: apcentral.collegeboard.com.

CALCULUS AB
SECTION II, Part A
Time—45 minutes
Number of problems—3

A graphing calculator is required for some problems or parts of problems.

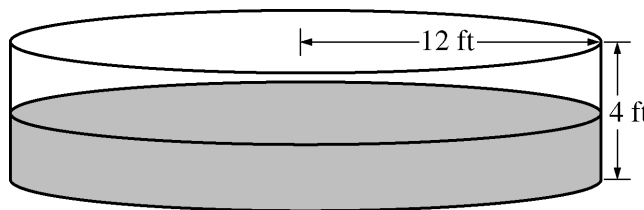


1. In the figure above, R is the shaded region in the first quadrant bounded by the graph of $y = 4 \ln(3 - x)$, the horizontal line $y = 6$, and the vertical line $x = 2$.
 - (a) Find the area of R .
 - (b) Find the volume of the solid generated when R is revolved about the horizontal line $y = 8$.
 - (c) The region R is the base of a solid. For this solid, each cross section perpendicular to the x -axis is a square. Find the volume of the solid.

WRITE ALL WORK IN THE EXAM BOOKLET.

2. The function g is defined for $x > 0$ with $g(1) = 2$, $g'(x) = \sin\left(x + \frac{1}{x}\right)$, and $g''(x) = \left(1 - \frac{1}{x^2}\right)\cos\left(x + \frac{1}{x}\right)$.
- Find all values of x in the interval $0.12 \leq x \leq 1$ at which the graph of g has a horizontal tangent line.
 - On what subintervals of $(0.12, 1)$, if any, is the graph of g concave down? Justify your answer.
 - Write an equation for the line tangent to the graph of g at $x = 0.3$.
 - Does the line tangent to the graph of g at $x = 0.3$ lie above or below the graph of g for $0.3 < x < 1$? Why?

t	0	2	4	6	8	10	12
$P(t)$	0	46	53	57	60	62	63



3. The figure above shows an aboveground swimming pool in the shape of a cylinder with a radius of 12 feet and a height of 4 feet. The pool contains 1000 cubic feet of water at time $t = 0$. During the time interval $0 \leq t \leq 12$ hours, water is pumped into the pool at the rate $P(t)$ cubic feet per hour. The table above gives values of $P(t)$ for selected values of t . During the same time interval, water is leaking from the pool at the rate $R(t)$ cubic feet per hour, where $R(t) = 25e^{-0.05t}$. (Note: The volume V of a cylinder with radius r and height h is given by $V = \pi r^2 h$.)
- Use a midpoint Riemann sum with three subintervals of equal length to approximate the total amount of water that was pumped into the pool during the time interval $0 \leq t \leq 12$ hours. Show the computations that lead to your answer.
 - Calculate the total amount of water that leaked out of the pool during the time interval $0 \leq t \leq 12$ hours.
 - Use the results from parts (a) and (b) to approximate the volume of water in the pool at time $t = 12$ hours. Round your answer to the nearest cubic foot.
 - Find the rate at which the volume of water in the pool is increasing at time $t = 8$ hours. How fast is the water level in the pool rising at $t = 8$ hours? Indicate units of measure in both answers.

WRITE ALL WORK IN THE EXAM BOOKLET.

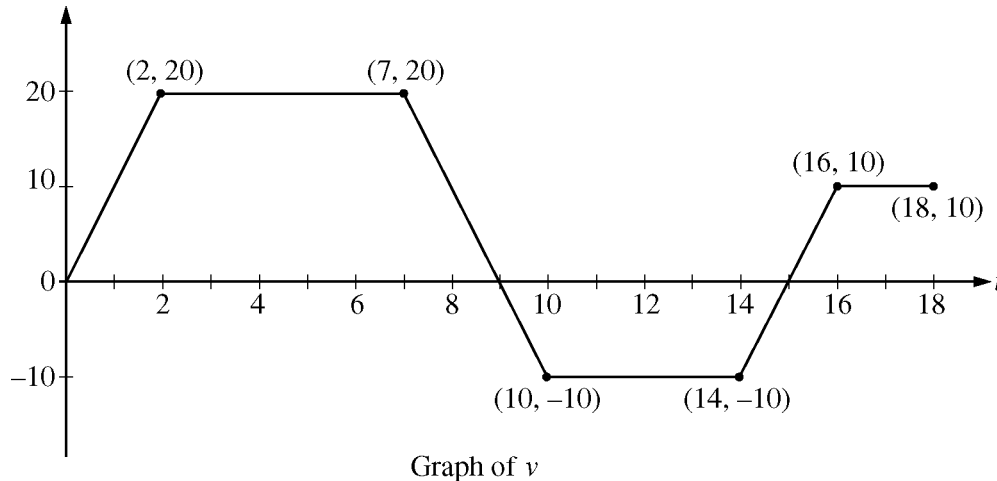
END OF PART A OF SECTION II

CALCULUS AB
SECTION II, Part B

Time—45 minutes

Number of problems—3

No calculator is allowed for these problems.



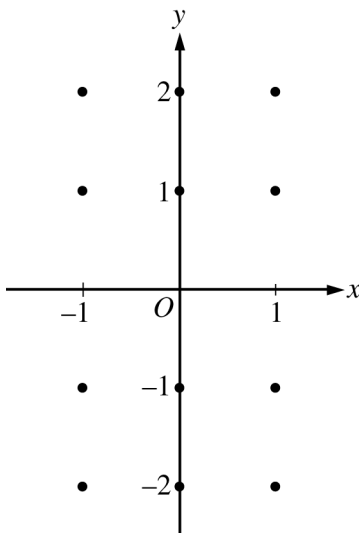
4. A squirrel starts at building A at time $t = 0$ and travels along a straight, horizontal wire connected to building B . For $0 \leq t \leq 18$, the squirrel's velocity is modeled by the piecewise-linear function defined by the graph above.
- At what times in the interval $0 < t < 18$, if any, does the squirrel change direction? Give a reason for your answer.
 - At what time in the interval $0 \leq t \leq 18$ is the squirrel farthest from building A ? How far from building A is the squirrel at that time?
 - Find the total distance the squirrel travels during the time interval $0 \leq t \leq 18$.
 - Write expressions for the squirrel's acceleration $a(t)$, velocity $v(t)$, and distance $x(t)$ from building A that are valid for the time interval $7 < t < 10$.

WRITE ALL WORK IN THE EXAM BOOKLET.

5. Consider the differential equation $\frac{dy}{dx} = \frac{x+1}{y}$.

- (a) On the axes provided, sketch a slope field for the given differential equation at the twelve points indicated, and for $-1 < x < 1$, sketch the solution curve that passes through the point $(0, -1)$.

(Note: Use the axes provided in the exam booklet.)



- (b) While the slope field in part (a) is drawn at only twelve points, it is defined at every point in the xy -plane for which $y \neq 0$. Describe all points in the xy -plane, $y \neq 0$, for which $\frac{dy}{dx} = -1$.
- (c) Find the particular solution $y = f(x)$ to the given differential equation with the initial condition $f(0) = -2$.

6. Two particles move along the x -axis. For $0 \leq t \leq 6$, the position of particle P at time t is given by

$$p(t) = 2 \cos\left(\frac{\pi}{4}t\right), \text{ while the position of particle } R \text{ at time } t \text{ is given by } r(t) = t^3 - 6t^2 + 9t + 3.$$

- (a) For $0 \leq t \leq 6$, find all times t during which particle R is moving to the right.
- (b) For $0 \leq t \leq 6$, find all times t during which the two particles travel in opposite directions.
- (c) Find the acceleration of particle P at time $t = 3$. Is particle P speeding up, slowing down, or doing neither at time $t = 3$? Explain your reasoning.
- (d) Write, but do not evaluate, an expression for the average distance between the two particles on the interval $1 \leq t \leq 3$.

WRITE ALL WORK IN THE EXAM BOOKLET.

END OF EXAM